

iWARE™ SmartDock™



Docking Station for iPod®
USER MANUAL

CONGRATULATIONS!

Thank you for choosing the iWare™ SmartDock™ from Niles Audio Corporation. With proper installation and operation, you'll enjoy years of trouble free use.

The SmartDock is a 30-pin docking station for the iPod® that includes an adjustable slide to accommodate various iPod sizes. It's primary function lets the SmartDock act as a bridge between a receiver, such as an IntelliControl® ICS Modular MultiZone Receiver, and an adjacent PC. This configuration allows you to sync with iTunes® and instantly switch back to the receiver without ever having to remove the iPod from the dock. Additionally, the SmartDock is a stand-alone iPod docking and charging base that enables you to connect your iPod to a standard stereo system.

Niles manufactures the industry's most complete line of custom installation components and accessories for audio/video systems. To see the complete Niles product assortment, visit us on the Internet at www.nilesaudio.com.

KEY FEATURES

- Allows you to sync with iTunes without having to disconnect the iPod from your AV system
- The SmartDock can be powered from a USB port on an iTunes computer, or a USB power supply (type-A connector)
- When the SmartDock is in USB mode, the iPod charges from the USB power (slow charging)
- When the SmartDock is in receiver/ICS mode, the iPod charges from 12V power (fast charging)
- Pressing the illuminated light on the SmartDock repeatedly, toggles the dock between receiver/ICS mode and USB/iTunes mode
- When the SmartDock is used with a 3rd-party AV receiver and an iTunes computer, it is powered from the computer's USB connection
- A blue illumination on the switch indicates receiver/ICS mode
- A green illumination on the Dock switch indicates iTunes/USB mode

PRODUCT OVERVIEW


Package Contents

- Docking Station
- AC to USB power supply
- 2 m 30 pin to 30 pin iPod connection cable
- 2 m type B mini to type A standard USB connection cable
- 2 m 3.5 mm stereo mini to stereo RCA connection cable

Specifications

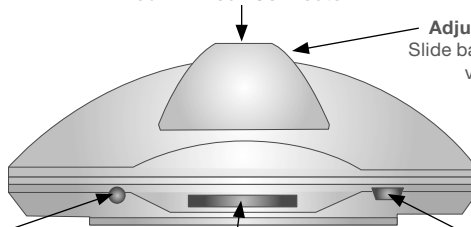
- Power: 12V DC @ 0-1.25A
- Dimensions:
4" W x 1.7" H x 3.7" D
- 2-year Limited Warranty

LED/Toggle Switch
Indicates current connection mode.
Push to toggle between iTunes®/USB
and receiver/ICS mode



30 Pin iPod® Connector

Adjustable iPod Support
Slide back and forth to support
various iPod sizes

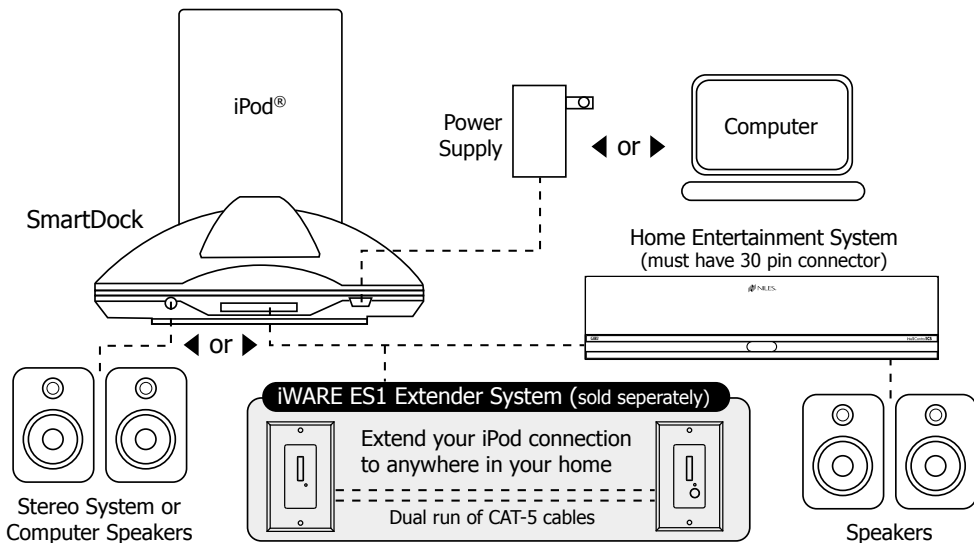


Stereo Mini to Stereo RCA Plug
Connect to the line level stereo
input on your receiver or to a pair
of self powered speakers

30 pin iPod Cable Plug
Connect to a 30 pin enabled
receiver or to the optional
iWare Extender System

USB Power
Type B mini to type A standard USB
for connecting to your computer or
the included USB power supply

SMARTDOCK CONNECTION DIAGRAM

**Important**

The Line-level stereo mini jack on the SmartDock should not be used in conjunction with the 30-pin output. These two outputs should be regarded as "either-or". To use both at once invites noise and hum on the audio.

To view videos from the video iPod + iWare Dock and Extender in an IntelliControl® ICS system: Connect a video monitor to the composite video output on the IM-iPod card; press the iWare dock mode button to put it into USB mode; manually select the video using the iPod's click wheel.

Note: It is not possible to select video clips from video iPod using the IntelliControl ICS (videos don't show on the song menus).

USING YOUR SMARTDOCK™

WITH A HOME ENTERTAINMENT SYSTEM: Using the 30-pin cable provided, connect the iWare SmartDock to an IM-iPod-equipped IntelliControl® ICS system, or other 30-Pin enabled home entertainment system. Insert an iPod® that has a 30-pin connector into the SmartDock. Upon doing so a blue LED will illuminate indicating the iPod is properly seated on the connector and the SmartDock is in Stereo connection mode. Your SmartDock should default to this mode. If for some reason the LED is green which indicates iTunes mode, press the LED to change it to the proper mode. You should also adjust the slide on the rear top of the dock to support the back of the iPod. Power to the SmartDock and iPod is supplied by the connected stereo system.

If you wish to locate the iPod more than 2 meters away from the system you may use the **iWare ES-1 Extender System** (sold separately) with two CAT5 cables to extend the connection range up to 100 meters. Please see the manual of that device for operation instructions.

Note: In some configurations, when using the ES1 Extender System in conjunction with the SmartDock docking station, it may be necessary to have both the SmartDock and the ES1 Extender System's power supplies plugged in to operate the system.

WITH A COMPUTER RUNNING iTUNES: Your SmartDock is equipped with a mini USB jack to enable connection to an iTunes computer. Use the supplied USB cable with a type "B" mini connection on one end and a type "A" standard on the other to connect the SmartDock to the computer. While still connected to the stereo system press the LED on the SmartDock and it will change to green. This indicates that the dock and iPod are now in the iTunes sync mode. Perform your sync following Apple's instructions. Once complete, press the LED and it will change back to blue, ready to work with your stereo system again.

WITH A STANDARD STEREO SYSTEM OR POWERED SPEAKERS: If you do not own a 30-pin enabled iPod home entertainment system you may still use the SmartDock. Use the supplied 3.5mm stereo mini jack to stereo RCA cable to connect the iPod to an unused line level input on your stereo system. In addition, the output may also be connected to a pair of powered speakers. To supply charging power to the dock use the supplied USB cable and power supply and be sure the LED is green.

LIMITED WARRANTY

Niles Audio Corporation ("NILES") warrants this product to the original purchaser to be free of manufacturing defects in material and workmanship for a period of two years from date of purchase.

This Warranty is subject to the following additional conditions and limitations. The Warranty is void and inapplicable if NILES deems that the product has been used or handled other than in accordance with the instructions provided by the manufacturer, including but not limited to damage caused by accident, mishandling, improper installation, abuse, negligence, or normal wear and tear, or any defect caused by repair to the product by anyone other than NILES or an authorized NILES dealer.

To obtain warranty service, take the unit to the nearest authorized NILES dealer, who will test the product and if necessary, forward it to NILES for service. If there are no authorized NILES dealers in your area, you must write to NILES and include your name, address, model and serial number of your unit, along with a brief description of the problem. A factory Return Authorization Number will be sent to you. Do not return any unit without first receiving written authorization and shipping instructions from NILES.

If the above conditions are met, the purchaser's sole remedy shall be to return the product to NILES, in which case NILES will repair or replace, at its sole option, the defective product without charge for parts or labor. NILES will return a unit repaired or replaced under warranty by shipping same by its usual shipping method from the factory (only) at its expense within the United States of America. There are no other warranties, including without limitation, either express or implied warranties of merchantability or fitness for a particular purpose, with respect to the product.

Repair or replacement as provided under this warranty is the exclusive remedy of the consumer/purchaser. NILES shall not be responsible for any incidental or consequential damages except to the extent provided (or prohibited) by applicable law.

Some states do not allow the exclusion or limitation of incidental or consequential damages, so the above limitation may not apply to you. This warranty gives you specific legal rights, and you may also have other rights which vary from state to state.

For the name of your nearest authorized NILES dealer contact:
NILES AUDIO CORPORATION, P.O. BOX 160818
MIAMI, FLORIDA 33116-0818.

Please fill in your product information and retain for your records.

Model _____ Serial No. _____ Purchase Date _____

DETACH HERE AND RETURN TO: NILES AUDIO CORPORATION WARRANTY REGISTRATION DEPT. P.O. BOX 160818 MIAMI, FLORIDA 33116-0818

Model Purchased _____	Serial Number _____
Date Purchased _____	Dealer Name and Location _____
<input type="radio"/> Dr. <input type="radio"/> Miss <input type="radio"/> Mr. <input type="radio"/> Mrs. <input type="radio"/> Ms.	
Name _____	Address _____
City _____	State _____ Zip _____ Tel () _____

Please take a moment to fill out our warranty registration card. The information helps us to get to know you better and develop the products you want

Age: <input type="radio"/> Under 25 <input type="radio"/> 25-34 <input type="radio"/> 35-44 <input type="radio"/> 45-54 <input type="radio"/> 55 & over Income: <input type="radio"/> Under \$24,999 <input type="radio"/> \$25,000-\$44,999 <input type="radio"/> \$45,000-\$74,999 <input type="radio"/> \$75,000-\$99,999 <input type="radio"/> \$99,999-\$129,999 <input type="radio"/> Over \$130,000 Occupation: <input type="radio"/> Arts/Entertainment <input type="radio"/> Business Owner <input type="radio"/> Engineer <input type="radio"/> Finance/Accounting <input type="radio"/> General Office <input type="radio"/> Management <input type="radio"/> Professional <input type="radio"/> Sales/Marketing <input type="radio"/> Student <input type="radio"/> Tradesperson	Musical tastes: (Please check all that apply) <input type="radio"/> Alternative <input type="radio"/> Classical <input type="radio"/> Country <input type="radio"/> Jazz <input type="radio"/> New Age <input type="radio"/> Popular <input type="radio"/> R&B <input type="radio"/> Rock <input type="radio"/> Other _____ How did you hear about Niles? <input type="radio"/> Architect/Developer <input type="radio"/> Custom Installer <input type="radio"/> Direct Mail <input type="radio"/> Friend/Family <input type="radio"/> In-Store Display <input type="radio"/> Interior Designer <input type="radio"/> Magazine Ad <input type="radio"/> Mail-Order Catalog <input type="radio"/> Newspaper Ad <input type="radio"/> Product Brochure <input type="radio"/> Product Review <input type="radio"/> Retail Salesperson <input type="radio"/> E-Tailer	What magazines do you read? 1. _____ 2. _____ 3. _____ Who will install the product? <input type="radio"/> Custom Installer <input type="radio"/> Electrician <input type="radio"/> Friend <input type="radio"/> Myself <input type="radio"/> Builder Which factor(s) influenced the purchase of your Niles product? (Please check all that apply) <input type="radio"/> Ease of Use <input type="radio"/> Price/Value <input type="radio"/> Product Features <input type="radio"/> Quality/Durability <input type="radio"/> Reputation/Brand <input type="radio"/> Style/Appearance <input type="radio"/> Warranty	Do you . . . ? <input type="radio"/> Own a House. If yes, how many square feet? _____ <input type="radio"/> Own a Town House/Condominium/Co-op <input type="radio"/> Rent an Apartment <input type="radio"/> Rent a House Are you interested in receiving literature on other Niles products? <input type="radio"/> Yes <input type="radio"/> No Are there products/capabilities that you would like to see introduced? _____ _____ _____ _____
--	---	--	--

CUSTOMER SERVICE AND TECHNICAL SUPPORT

BY PHONE (IN USA)

1-800-BUY-HIFI (289-4434)

BY PHONE (OUTSIDE USA)

1-305-238-4373

CUSTOMER SERVICE HOURS

8:00 AM to 5:30 PM ET

TECHNICAL SUPPORT HOURS

8:00 AM to 7:00 PM ET

ON THE WEB

www.nilesaudio.com

EMAIL TECHNICAL SUPPORT

techsupport@nilesaudio.com

EMAIL FOR PRODUCT SUGGESTIONS

productsuggestions@nilesaudio.com

©2007 Niles Audio Corporation 12331 S.W. 130 Street, Miami, FL 33186. All rights reserved. Niles and the Niles logos are registered trademarks of Niles Audio Corporation. iWARE and SmartDock are trademarks of Niles Audio Corporation. All other trademarks are the property of their respective owners. Niles reserves the right to change specifications, descriptions and prices without notice. The technical and other information contained herein is not intended to set forth all technical and other specifications. Designed and engineered in the USA. DS00515B

E N G I N E E R E D B Y

